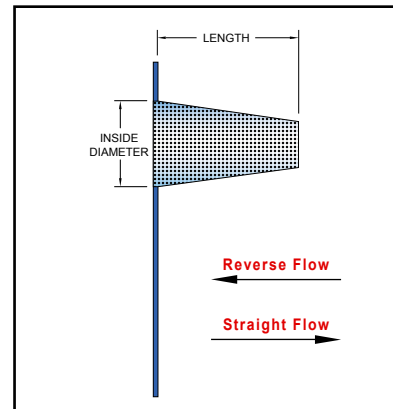
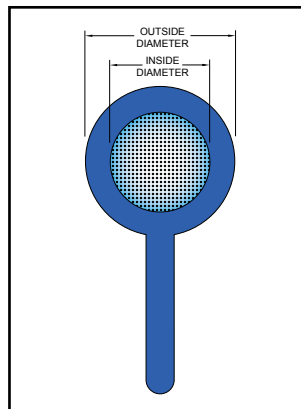
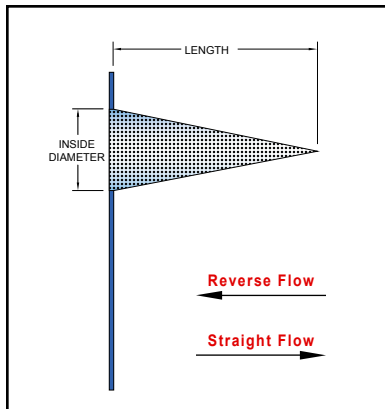


Temporary Cone and Basket Strainers

Dimensional Data

Flange Dimensions (Inches)						
Nominal Pipe Size	Inside Diameter	Outside Diameter (ASME Class 150 - 1500)				
		150 / 300	300	600	900	1500
3/4	5/8	2 1/8	2 1/2	2 1/2	2 5/8	2 5/8
1	3/4	2 1/2	2 3/4	2 3/4	3	3
1 1/2	1 1/4	3 1/4	3 5/8	3 5/8	3 3/4	3 3/4
2	1 3/4	4	4 1/4	4 1/4	5 1/2	5 1/2
2 1/2	2 1/4	4 3/4	5	5	6 3/8	6 3/8
3	2 3/4	5 1/4	5 3/4	5 3/4	6 1/2	6 3/4
4	3 3/4	6 3/4	7	7 1/2	8	8 1/8
5	4 5/8	7 5/8	8 1/4	9 3/8	9 5/8	9 7/8
6	5 1/2	8 5/8	9 3/4	10 3/8	11 1/4	11
8	7 3/8	10 7/8	12	12 1/2	14	13 3/4
10	9 3/8	13 1/4	14 1/8	15 5/8	17	17
12	11	16	16 1/2	17 7/8	19 1/2	20 3/8
14	12 1/4	17 3/8	18 7/8	19	20 3/8	22 5/8
16	14	20 1/8	21	21 7/8	22 1/2	25 1/8
18	15 3/4	21 1/4	23 1/4	23 3/4	25	27 5/8
20	17 1/2	23 1/2	25 1/2	26 5/8	27 3/8	29 5/8
24	21 1/4	27 7/8	30 1/4	30 7/8	32 7/8	35 3/8
* 30	27 1/4	34 3/8	37 1/8	37 7/8	39 3/8	-
* 36	33	40 7/8	43 5/8	44 1/8	46 7/8	-

* NOTE: Dimensions based on ASME B16.47 Series A flanges.



Cone Strainer Length (Inches)				
Nominal Pipe Size	Open Area of Screen			
	100%	150%	200%	300%
3/4	3	4	5	6
1	3	4	5	6
1 1/2	3 1/2	4 1/2	6	6
2	4	6	8	11
2 1/2	4	6	8	11
3	5	7	9	13
4	8	10	12	18
5	8	11	14	22
6	9	13	18	25
8	12	17	23	33
10	14	21	28	41
12	16	25	34	49
14	18	27	36	53
16	21	31	40	61
18	24	35	46	68
20	26	38	51	76
24	31	45	61	90
30	38	57	76	114
36	46	68	91	130

Basket Strainer Length (Inches)				
Nominal Pipe Size	Open Area of Screen			
	100%	150%	200%	300%
3/4	1 1/2	2	3	4
1	1 1/2	2	3	4
1 1/2	2	2 1/2	3 1/2	5
2	2 1/2	3	4	6
2 1/2	2 1/2	3	4 1/2	6
3	3	4 1/2	6	8
4	4	5	7	11
5	4 1/2	7	9	14
6	5 1/2	8	11	17
8	7	11	14	21
10	8	13	17	26
12	10	15	20	31
14	10	16	22	33
16	12	19	24	37
18	14	21	27	41
20	16	24	31	48
24	18	28	37	57
30	22	34	46	71
36	27	42	58	85



Sure Flow
Equipment Inc.

Toll Free: 1-800-263-8251 Toll Free Fax: 1-800-876-1164
International: 1-905-335-1350 International Fax: 1-905-332-4993
Email: info@sureflowequipment.com www.sureflowequipment.com

